

TECH TALK

55:56

55-6/1

1955-56 FORD VIN PLATE

Although the following patent plate is that of a 1957 model Ford, the 1955 and 1956 vin plate is similar in format.

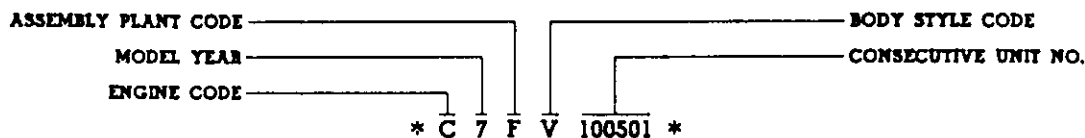
PATENT PLATE

The Patent Plate will be installed on the left front body pillar on all passenger models except the Thunderbird. On the Thunderbird, the Patent Plate will be installed on the dash panel in the engine compartment.

The following diagram of the Patent Plate specifies, in the Serial Number: the Engine Type, Model Year, Plant which assembled the car, Body Style and numerical sequence of assembly.

Indicated in the body specifications are the Body Type, Exterior Paint Color, Trim Scheme and Production Code.

PATENT PLATE DIAGRAM



The asterisks before and after the complete Serial Number are inserted to assure that no other digits or letters can be added to the Serial Number.

Serial Number (*C7FV100501*)

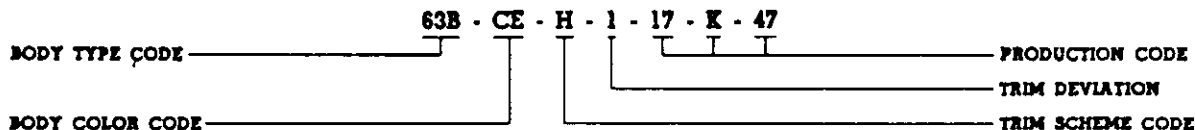
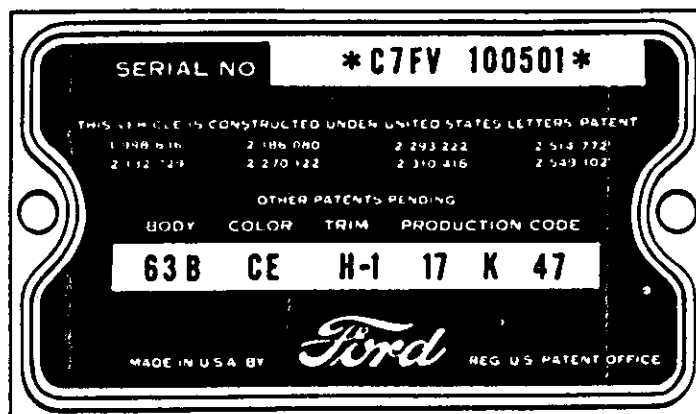
"C"— 8 cyl. OHV Engine—292 cu. in. disp.—2-venturi carb.

"7"— 1957 Model

"F"— Assembled at Dearborn Plant

"V"— Victoria body style—Fairlane or Fairlane "500"

"100501"— Five hundred and first car assembled



Style and Body Specifications (63B - CE - H - 1 - 17 - K - 47)

"63B"— Victoria—Fairlane Tudor

"CE"— Dresden Blue lower body, Colonial White upper body

"H"— Colonial Vinyl and Blue Tropical-Leaf Fabric Bodycloth

"1"— First Trim Deviation

"17"— Seventeenth Day of Month

"K"— Month of year—October

"47"— Forty-seventh car produced

ASSEMBLY PLANT CODES

| CODE | ASSEMBLY PLANT | CODE | ASSEMBLY PLANT | CODE | ASSEMBLY PLANT |
|------|----------------|------|----------------|------|----------------------|
| A | Atlanta | F | Dearborn | N | Norfolk |
| B | Buffalo | G | Chicago | P | Twin City (St. Paul) |
| C | Chester | K | Kansas City | R | San Jose |
| D | Dallas | L | Long Beach | S | Somerville |
| E | Mahwah | M | Memphis | U | Louisville |

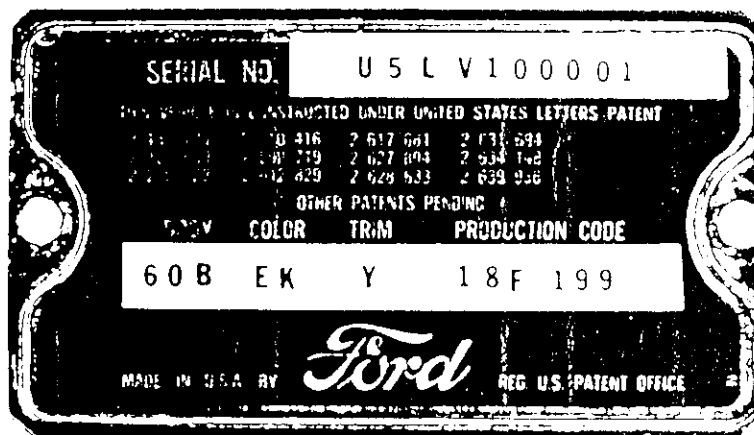
MODEL YEAR CODE

| CODE | YEAR |
|------|------|
| 3 | 1953 |
| 4 | 1954 |
| 5 | 1955 |
| 6 | 1956 |
| 7 | 1957 |

This is the third in a series of technical articles on the vin plate covering the years from 1955. This one covers the 1955 and 1956 vin plates and how to read them. When we have finished with the series (which we plan to take all the way through the Lincolns, Mercuries and Edsels as well as pickup trucks) your Keystone should be a wealth of technical information and be something worth keeping.

1955 FORD

The 1955 Ford vin plate on passengers cars is illustrated on the right. You will find the vin plate on the left front door pillar on all models with the exception of the Thunderbird. The T-Bird vin plate is located on the right hand side of the dash panel in the engine compartment.



1. SERIAL NUMBER

The serial number identifies the type of engine, model year, assembly plant, body type and consecutive unit numbers. The following is an explanation of the symbols used for the serial number.

ENGINE TYPE

| <u>SYMBOL</u> | <u>ENGINE</u> |
|---------------|-----------------------------------------------------------|
| A | 6-cylinder 223 cu. in. |
| C | 8-cylinder 272 cu. in. |
| P | 8-cylinder 292 cu. in. (Police Interceptor and T-Bird) |

MODEL YEAR

SYMBOL: 5 MODEL YEAR: 1955

ASSEMBLY PLANT

| <u>SYMBOL</u> | <u>ASSEMBLY PLANT</u> |
|---------------|-----------------------|
| A | Atlanta |
| B | Buffalo |
| C | Chester |
| D | Dallas |
| E | Edgewater |
| F | Dearborn |
| G | Chicago |
| K | Kansas City |
| L | Long Beach |
| M | Memphis |
| N | Norfolk |
| P | Pontiac City (T-Bird) |
| R | Richmond |
| S | Somerville |
| T | Louisville |

BODY STYLE

| <u>SYMBOL</u> | <u>BODY STYLE</u> |
|---------------|------------------------------------------------------------------------------|
| C | Convertible |
| F | Crown Victoria (Fairlane frame- parent Top) |
| G | Tudor, Forder (Customline, Main- line) and Business Tudor (Main- line) |
| H | Thunderbird |
| R | Ranch Wagon |
| S | Sedan Delivery |
| T | Tudor and Forder (Fairlane- line) |
| V | Victoria |
| W | Crown Victoria (Fairlane frame- Top) |
| X | Country Sedan |
| Y | Country Squire |

CONSECUTIVE UNIT NUMBER

Assembly plants begin with consecutive unit number 100001 and continue from there for each unit built. This is done on each model as they change from convertibles to Victorias to Ranch Wagons, etc.

EXAMPLE: *95LV 100001*

U = 8-cylinder 272 cu. in. engine
5 = 1955 model
L = Long Beach (assembly plant)
V = Victoria (body style)

* * Asterisks before and after the serial number are there so that no other letters or numbers can be added.

Continued

The serial number is also stamped on top of the right-hand side member where it is visible when the hood is raised as well as in places that are not visible elsewhere on the frame.

B. VEHICLE CODE NUMBER

The vehicle code number identifies the body type, the paint color, trim scheme, plus the production code. An explanation of the symbols is as follows:

BODY TYPE - MAINLINE SERIES

| <u>SYMBOL</u> | <u>TYPE</u> |
|---------------|----------------|
| 70A | Tudor Sedan |
| 73A | Fordor Sedan |
| 70D | Business Sedan |

BODY TYPE - CUSTOMLINE SERIES

| <u>SYMBOL</u> | <u>TYPE</u> |
|---------------|--------------|
| 70B | Tudor Sedan |
| 73B | Fordor Sedan |

BODY TYPE - FAIRLANE SERIES

| <u>SYMBOL</u> | <u>TYPE</u> |
|---------------|-------------------------------------|
| 70C | Club Sedan |
| 73C | Town Sedan |
| 60B | Victoria |
| 64A | Crown Victoria (Solid Top) |
| 64B | Crown Victoria (Transparent Top) |
| 76B | Sunliner |
| 40 | Thunderbird |

BODY TYPE - STATION WAGON SERIES

| <u>SYMBOL</u> | <u>TYPE</u> |
|---------------|-------------------------|
| 59A | Ranch Wagon |
| 59B | Ranch Wagon (Custom) |
| 79D | Country Sedan - 6 pass. |
| 79B | Country Sedan - 8 pass. |
| 79C | Country Squire |

BODY TYPE - COURIER

| <u>SYMBOL</u> | <u>TYPE</u> |
|---------------|----------------|
| 78A | Sedan Delivery |

PAINT COLOR

| <u>SYMBOL</u> | <u>COLOR</u> |
|---------------|-----------------------|
| A | M20J-1724 Raven Black |
| B | M20J-346 Banner Blue |

PAINT COLOR (CONT.)

| <u>SYMBOL</u> | <u>COLOR</u> |
|---------------|---------------------------|
| C | M20J-347 Aquatone Blue |
| D | M20J-355 Waterfall Blue |
| E | M20J-354 Shoeshoe White |
| F | M20J-348 Pinetree Green |
| G | M20J-349 Sea Sprite Green |
| H | M20J-350 Neptune Green |
| K | M20J-357 Buckskin Brown |
| L | M20J-358 Goldenrod Yellow |
| M | M20J-353 Regency Purple |
| N | M20J-175 Torch Red |
| S | M20J-352 Tropical Rose |

PAINT COLOR (TWO TONE)

Two tone paint codes use the same symbols as the single colors except that two symbols are used.

TRIM SCHEMES

| <u>SYMBOL</u> | <u>COLOR</u> |
|---------------|--------------------------------------------------------|
| A | Light Gray Vinyl & Dark Gray Bodycloth |
| C | Dark Blue Vinyl & Medium Blue Bodycloth |
| E | Medium Turquoise Vinyl & Dark Turquoise Bodycloth |
| G | Dark Blue Cloth & Medium Blue Bodycloth |
| J | Medium Copper Cloth & Medium Copper Bodycloth |
| L | White and Red Vinyl |
| M | White and Medium Turquoise Vinyl |
| R | Black and Yellow Vinyl |
| Y | Medium Copper Vinyl & Medium Copper Bodycloth |
| AA | White Vinyl and Red Woven Plastic |
| AD | Medium Copper Vinyl & Dark Copper Woven Plastic |
| AE | Dark Copper Vinyl |
| AK | Light Blue Vinyl & Medium Blue Woven Plastic |
| AL | Light Turquoise Vinyl & Medium Turquoise Woven Plastic |
| AM | Medium Copper Vinyl & Dark Copper Western Vinyl |
| AR | Dark Turquoise Cloth and Medium Turquoise Bodycloth |
| AS | White and Magenta Vinyl |
| AT | White Vinyl and Black Bodycloth |
| AU | White Vinyl & Dark Copper Bodycloth |
| AV | White Vinyl and Red Woven Plastic |
| AX | White Vinyl & Medium Blue Woven Plastic |
| AY | Medium Blue and Light Blue Vinyl |

THUNDERBIRD

| | |
|----|---------------------------|
| XA | Black and White Vinyl |
| XB | Red and White Vinyl |
| XC | Turquoise and White Vinyl |

PRODUCTION CODE

The production code consists of a number signifying the day of the month the unit was completed, a letter signifying the month of the year, and a scheduled item number. The scheduled item number is a number that is assigned to the body at the assembly plant.

The letters signifying the month are as follows:

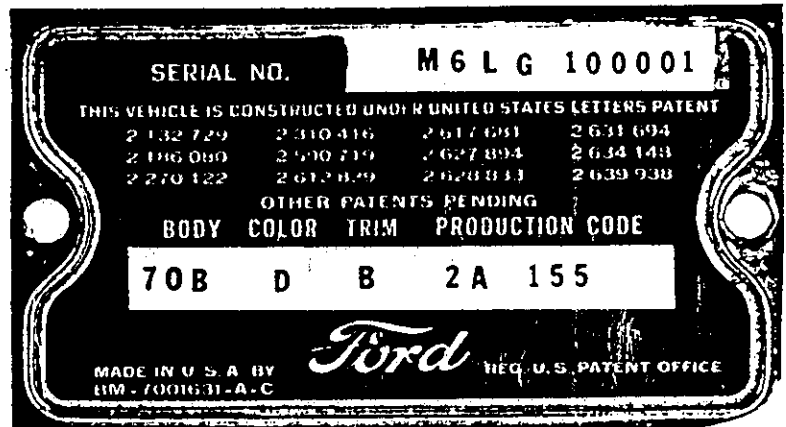
| <u>SYMBOL</u> | <u>MONTH</u> | <u>SYMBOL</u> | <u>MONTH</u> |
|---------------|--------------|---------------|--------------|
| A | January | G | July |
| B | February | H | August |
| C | March | J | September |
| D | April | K | October |
| E | May | L | November |
| F | June | M | December |

EXAMPLE: 60B EK Y 18F199

60B Victoria (Body Type)
 EK Shoeshoe White & Buckskin Brown
 (Exterior Paint Color)
 Y Medium Copper Vinyl & Medium
 Copper Bodycloth (Trim Scheme)
 18 18th day of the Month
 F June (Month of Assembly)
 199 Scheduled Item Number from
 Production

1956 FORD

The patent plate used on 1956 cars is shown on the right. The plate is located on the left front door pillar on all models except T-Bird. On the T-Bird, the plate is located on the right hand side of the dash panel in the engine compartment.

A. SERIAL NUMBER

The serial number identifies the type of engine, model, year, assembly plant, body style and consecutive unit number. The symbols used are explained as follows:

| <u>ENGINE TYPE</u> | |
|--------------------|-----------------------------------------------------------|
| <u>SYMBOL</u> | <u>ENGINE</u> |
| A | 6-cylinder 223 cu. in. |
| U | 8-cylinder 272 cu. in. |
| M | 8-cylinder 292 cu. in. (car and T-Bird) |
| P | 8-cylinder 312 cu. in. (Police Interceptor and T-Bird) |

MODEL YEAR

SYMBOL: 6 YEAR: 1956

ASSEMBLY PLANT

| <u>SYMBOL</u> | <u>ASSEMBLY PLANT</u> |
|---------------|-----------------------|
| A | Atlanta |
| B | Buffalo |
| C | Chester |
| D | Dallas |
| E | Mahwah |
| F | Dearborn |
| G | Chicago |
| K | Kansas City |
| L | Long Beach |
| M | Memphis |
| N | Norfolk |
| P | Twin City (St. Paul) |
| R | San Jose |
| S | Sommerville |
| U | Louisville |

(continued)

1955 PASSENGER CARS

1955 TRIM SCHEME CODE

| Code | Trim Scheme |
|------|--------------------------------------------------------|
| A | Light Gray Vinyl & Dark Gray Bodycloth |
| C | Dark Blue Vinyl & Medium Blue Bodycloth |
| E | Medium Turquoise Vinyl & Dark Turquoise Bodycloth |
| G | Dark Blue Cloth & Medium Blue Bodycloth |
| J | Medium Copper Cloth & Medium Copper Bodycloth |
| L | White & Red Vinyl |
| M | White & Medium Turquoise Vinyl |
| R | Black & Yellow Vinyl |
| Y | Medium Copper Vinyl & Dark Copper Woven Plastic |
| AA | White Vinyl & Red Woven Plastic |
| AD | Medium Copper Vinyl & Dark Copper Woven Plastic |
| AE | Dark Copper Vinyl |
| AK | Light Blue Vinyl & Medium Blue Woven Plastic |
| AL | Light Turquoise Vinyl & Medium Turquoise Woven Plastic |
| AM | Medium Copper Vinyl & Dark Copper Western Vinyl |
| AR | Dark Turquoise Cloth & Medium Turquoise Bodycloth |
| AS | White & Magenta Vinyl |
| AT | White Vinyl & Black Bodycloth |
| AU | White Vinyl & Dark Copper Bodycloth |
| AV | White Vinyl & Red Woven Plastic |
| AX | White Vinyl & Medium Blue Woven Plastic |
| AY | Medium Blue & Light Blue Vinyl |

ASSEMBLY PLANT CODE

| Code | Assembly Plant | Code | Assembly Plant |
|------|----------------|------|----------------|
| A | Atlanta | L | Long Beach |
| B | Buffalo | M | Memphis |
| C | Chester | N | Norfolk |
| D | Dallas | P | Twin City |
| E | Mahwah | | (St. Paul) |
| F | Dearborn | R | San Jose |
| G | Chicago | S | Somerville |
| K | Kansas City | U | Louisville |

1955 BODY COLOR CODE

SOLID COLORS

| Code | Color |
|------|----------------------------------|
| A | Raven Black |
| B | Banner Blue |
| C | Aquatone Blue |
| D | Waterfall Blue |
| E | Snowshoe White |
| F | Pine Tree Green |
| G | Sea Sprite Green |
| H | Neptune Green |
| K | Buckskin Brown |
| M | Regency Purple |
| R | Torch Red |
| T | Thunderbird Blue (Skyhaze Green) |
| V | Goldenrod Yellow |
| W | Tropical Rose |
| P | Prime |
| S | Special |
| X | Regatta Blue |
| Y | Mountain Green |
| Z | Coral Mist |

TWO-TONE COLORS

*Lower Body Color/
Upper Body Color*

| Code | Colors |
|------|-------------------------------------|
| AE | Raven Black/ Snowshoe White |
| CE | Aquatone Blue/ Snowshoe White |
| DB | Waterfall Blue/ Banner Blue |
| EC | Snowshoe White/ Aquatone Blue |
| GE | Sea Sprite Green/ Snowshoe White |
| HG | Neptune Green/ Sea Sprite Green |
| HF | Neptune Green/ Pine Tree Green |
| KE | Buckskin Brown/ Snowshoe White |
| ME | Regency Purple/ Snowshoe White |
| RE | Torch Red/ Snowshoe White |
| VA | Goldenrod Yellow/ Raven Black |
| VE | Goldenrod Yellow/ Snowshoe White |
| WE | Tropical Rose/ Snowshoe White |

SNOWSHOE WHITE

1955 BODY TYPE CODE

| Code | Body Type |
|------|-----------------------------------------|
| 59A | Mainline-Ranch Wagon |
| 59B | Customline-Ranch Wagon |
| 60B | Fairlane-Victoria |
| 64A | Fairlane-Crown Victoria-Solid Top |
| 64B | Fairlane-Crown Victoria-Transparent Top |
| 70A | Mainline-Tudor |
| 70B | Customline-Tudor |
| 70C | Fairlane-Club Sedan |
| 70D | Mainline-Tudor-Business |
| 73A | Mainline-Fordor |
| 73B | Customline-Fordor |
| 73C | Fairlane-Town Sedan |
| 76B | Fairlane-Sunliner |
| 78A | Mainline-Sedan Delivery-Courier |
| 79B | Customline-Country Sedan (8 pass.) |
| 79C | Fairlane-Country Squire |
| 79D | Customline-Country Sedan (6 pass.) |

1955 BODY STYLE CODE

| Code | Style |
|------|---------------------------------------------------|
| C | Convertible (Sunliner) |
| F | Skyliner |
| H | Thunderbird |
| R | Ranch Wagon (Customline) |
| S | Sedan Delivery (Courier) |
| T | Tudor and Fordor (Fairlane) |
| V | Victoria Tudor |
| W | Ranch Wagon (Mainline) |
| X | Country Sedan |
| Y | Country Squire |
| G | All Other (Tudor, Fordor-Mainline and Customline) |

1955 ENGINE CODE

| Code | Engine |
|------|------------------------------------------------------------------------|
| A | 6 Cyl.-OHV-223 cu. in. disp. |
| M | 8 Cyl.-OHV-272 cu. in. disp. "182 H.P. Special" |
| P | 8 Cyl.-OHV-292 cu. in. disp. "Thunderbird and Special Law Enforcement" |
| U | 8 Cyl.-OHV-272 cu. in. disp. |

1956 PASSENGER CARS

1956 TRIM SCHEME CODE

| Code | Trim Scheme |
|------|------------------------------------------------|
| B | Light Blue Vinyl & Medium Blue Cloth |
| C | Light Green Vinyl & Medium Green Cloth |
| E | Dark Gray Vinyl & Light Gray Cloth |
| H | Light Blue & Medium Blue Cloth |
| J | Dark Green & Medium Green Cloth |
| L | Dark Gray & Medium Gray Cloth |
| T | Medium & Light Green Vinyl |
| V | Red & White Vinyl |
| AD | White Vinyl & Black Cloth |
| AE | Black Vinyl & Red Cloth |
| AJ | Dark Brown Vinyl |
| AN | White Vinyl & Dark Peacock Cloth |
| AS | Light Green Vinyl & Medium Green Woven Plastic |
| AT | White Vinyl & Red Woven Plastic |
| AV | Light & Medium Blue Vinyl |
| AX | Medium & Dark Brown Vinyl |
| AZ | Medium Brown Vinyl & Dark Brown Vinyl |
| BA | Medium Brown Vinyl & Dark Brown Vinyl |
| BB | Medium Blue Vinyl & Light Blue Woven Plastic |
| BC | Medium Green Vinyl & Light Green Woven Plastic |
| BD | White Vinyl & Medium Brown Woven Plastic |
| BE | Light Gray Vinyl & Dark Gray Bodycloth |
| BF | Dark Gray & Red Cloth |
| BG | White & Orange Vinyl |
| BH | White Vinyl & Medium Blue Woven Plastic |
| BJ | Medium Brown & Medium Brown Cloth |
| BL | White Vinyl & Red Bodycloth |
| BM | Medium Blue & White Vinyl |
| BN | Black & White Vinyl |
| BR | White Vinyl & Medium Blue Woven Plastic |
| BS | White Vinyl & Medium Blue Cloth |
| BU | White & Red Vinyl (Pleated) |
| BV | White & Dark Peacock Vinyl |
| BZ | Medium Blue Vinyl & Medium Blue Bodycloth |
| CA | Medium Green Vinyl & Medium Green Bodycloth |

ASSEMBLY PLANT CODE

| Code | Assembly Plant | Code | Assembly Plant |
|------|----------------|------|----------------|
| A | Atlanta | L | Long Beach |
| B | Buffalo | M | Memphis |
| C | Chester | N | Norfolk |
| D | Dallas | P | Twin City |
| E | Mahwah | | (St. Paul) |
| F | Dearborn | R | San Jose |
| G | Chicago | S | Somerville |
| K | Kansas City | U | Louisville |

1956 BODY COLOR CODE

| Code | Color |
|------|-------------------|
| A | Raven Black |
| B | Nocturne Blue |
| C | Bermuda Blue |
| D | Waterfall Blue |
| E | Colonial White |
| F | Pine Ridge Green |
| G | Meadowmist Green |
| H | Platinum Gray |
| J | Buckskin Tan |
| K | Fiesta Red |
| L | Peacock Blue |
| M | Goldenglow Yellow |
| N | Mandarin Orange |
| P | Prime |
| S | Special |
| V | Mountain Green |
| W | Spring Mist Green |
| Y | Sunset Coral |

TWO-TONE COLORS

*Lower Body Color/
Upper Body Color*

| Code | Colors |
|------|---------------------------------------|
| AE | Raven Black/ Colonial White |
| AK | Raven Black/ Fiesta Red |
| BE | Nocturne Blue/ Colonial White |
| CE | Bermuda Blue/ Colonial White |
| DE | Diamond Blue/ Colonial White |
| FG | Pine Ridge Green/ Meadowmist Green |
| GE | Meadowmist Green/ Colonial White |
| GF | Meadowmist Green/ Pine Ridge Green |
| HE | Platinum Gray/ Colonial White |
| JE | Buckskin Tan/ Colonial White |
| KE | Fiesta Red/ Colonial White |
| LE | Peacock Blue/ Colonial White |
| ME | Goldenglow Yellow/ Colonial White |

1956 BODY TYPE CODE

| Code | Body Type |
|------|--------------------------|
| 57A | Fairlane-Victoria Fordor |
| 59A | Mainline-Ranch Wagon |
| 59B | Customline-Ranch Wagon |
| 59C | Fairlane-Ranch Wagon- |
| 64A | Fairlane-Crown Victoria- |
| | Solid Top |
| 64B | Fairlane-Crown Victoria- |
| | Transparent Top |
| 64C | Fairlane-Victoria |
| 70A | Mainline-Tudor |
| 70B | Customline-Tudor |
| 70C | Fairlane-Club Sedan |
| 70D | Mainline-Tudor-Business |
| 73A | Mainline-Fordor |
| 73B | Customline-Fordor |
| 73C | Fairlane-Town Sedan |
| 76B | Fairlane-Sunliner |
| 78A | Mainline-Sedan Delivery- |
| | Courier |
| 79B | Fairlane-Country Sedan |
| | (8 pass.) |
| 79C | Fairlane-Country Squire |
| 79D | Customline-Country Sedan |
| | (6 pass.) |

1956 BODY STYLE CODE

| Code | Style |
|------|----------------------------|
| C | Convertible (Sunliner) |
| F | Victoria (Fairlane Fordor) |
| H | Thunderbird |
| R | Ranch Wagon (Customline) |
| S | Sedan Delivery (Courier) |
| T | Tudor & Fordor (Fairlane) |
| V | Victoria Tudor |
| W | Crown Victoria |
| X | Country Sedan |
| Y | Country Squire |
| G | All Other (Tudor, Fordor- |
| | Mainline & Customline) |

1956 ENGINE CODE

| Code | Engine |
|------|------------------------------|
| A | 6 Cyl.-OHV-223 cu. in. disp. |
| M | 8 Cyl.-OHV-292 cu. in. disp. |
| P | 8 Cyl.-OHV-312 cu. in. disp. |
| | Thunderbird, Fairlane, |
| | Wagons and Special Law |
| | Enforcement |
| U | 8 Cyl.-OHV-272 cu. in. disp. |

BODY STYLE

| <u>SYMBOL</u> | <u>BODY STYLE</u> |
|---------------|-----------------------------------------------------------------------|
| C | Convertible |
| F | Victoria (Fairlane 2 dr.) |
| G | Tudor, Fordor (Customline, Mainline) and Business Tudor (Mainline) |
| H | Thunderbird |
| R | Ranch Wagon |
| S | Courier |
| T | Club Sedan and Town Sedan (Fairlane) |
| V | Victoria (Fairlane 4 dr.) |
| W | Crown Victoria (Fairlane 2 dr.) |
| X | Country Sedan |
| Y | Country Squire |

CONSECUTIVE UNIT NUMBER

Assembly plants begin numbering with consecutive numbers each different model. All Victorias will be consecutively numbered as are all Thunderbirds, Couriers, Country Sedans, etc. starting with the number 100001 on each model.

EXAMPLE: *M6LC 100001*

M 8-cylinder 292 cu. in. engine
6 1956 model
L Long Beach (assembly plant)
C Convertible (body style)
100001 Means that it is the first convertible built at the Long Beach plant

* * Asterisks before and after the serial number is assurance that no other digits or numbers can be added.

The serial number is also stamped on top of the right-hand side member where it is visible when the hood is raised, as well as in two other places that are not visible.

B. VEHICLE CODE NUMBER

The vehicle code number identifies the body type, paint color, trim scheme, and contains the production code. The symbols are as follows:

BODY TYPE - MAINLINE SERIES

| <u>SYMBOL</u> | <u>TYPE</u> |
|---------------|----------------|
| 70A | Tudor Sedan |
| 73A | Fordor Sedan |
| 70D | Business Sedan |

BODY TYPE - CUSTOMLINE SERIES

| <u>SYMBOL</u> | <u>TYPE</u> |
|---------------|--------------|
| 70B | Tudor Sedan |
| 73B | Fordor Sedan |

BODY TYPE - FAIRLANE SERIES

| <u>SYMBOL</u> | <u>TYPE</u> |
|---------------|----------------------------------|
| 70C | Club Sedan |
| 73C | Town Sedan |
| 64C | Victoria |
| 64A | Crown Victoria (Solid Top) |
| 64B | Crown Victoria (Transparent Top) |
| 57A | Victoria Fordor |
| 76B | Sunliner |
| 40 | Thunderbird |

BODY TYPE - STATION WAGON

| <u>SYMBOL</u> | <u>TYPE</u> |
|---------------|---------------------------|
| 59A | Ranch Wagon |
| 59B | Ranch Wagon (Custom) |
| 59C | Ranch Wagon (Parklane) |
| 79D | Country Sedan 6-passenger |
| 79B | Country Sedan 8-passenger |
| 79C | Country Squire |

BODY TYPE - COURIER

| <u>SYMBOL</u> | <u>TYPE</u> |
|---------------|--------------------------|
| 78A | Sedan Delivery (Courier) |

PAINT COLOR

| <u>SYMBOL</u> | <u>COLOR</u> |
|---------------|---------------------------|
| A | M-1724 Raven Black* |
| B | M2J-521 Nocturne Blue |
| C | M2J-529 Bermuda Blue |
| D | M2J-523 Diamond Blue |
| E | M2J-524 Colonial White* |
| F | M2J-525 Pine Ridge Green |
| G | M2J-527 Meadowmist Green |
| H | M2J-532 Platinum Gray |
| J | M2J-528 Buckskin Tan* |
| K | M2J-530 Fiesta Red* |
| L | M2J-534 Peacock Blue* |
| M | M2J-531 Goldenglow Yellow |
| N | M2J-533 Mandarin Orange |
| P | Prime |
| S | Special |

* Also used on Thunderbirds

PAINT COLOR (TWO TONE)

Two tone paint codes use the same symbols as the single colors except that two symbols are used. (continued)

TRIM SCHEMESPRODUCTION CODE (CAR) (CONTINUED)

| <u>SYMBOL</u> | <u>COLOR</u> |
|---------------|-------------------------------------------------|
| B | Light Blue Vinyl & Medium Blue Cloth |
| C | Light Green Vinyl & Medium Green Cloth |
| E | Dark Gray Vinyl & Light Gray Cloth |
| H | Light Blue and Medium Blue Cloth |
| J | Dark Green & Medium Green Cloth |
| L | Dark Gray & Medium Gray Cloth |
| T | Medium and Light Green Vinyl |
| V | Red and White Vinyl |
| AD | White Vinyl and Black Cloth |
| AE | Black Vinyl and Red Cloth |
| AJ | Dark Brown Vinyl |
| AN | White Vinyl & Dark Peacock Cloth |
| AS | Light Green Vinyl & Medium Green Woven Plastic |
| AT | White Vinyl & Red Woven Plastic |
| AV | Light & Medium Blue Vinyl |
| AX | Medium & Dark Brown Vinyl |
| AZ | Medium Brown Vinyl & Medium Brown Woven Plastic |
| BA | Medium Brown Vinyl & Medium Brown Woven Plastic |
| BB | Medium Blue Vinyl & Light Blue Woven Plastic |
| BC | Medium Green Vinyl & Light Green Woven Plastic |
| BD | White Vinyl & Medium Brown Woven Plastic |
| BE | Light Gray Vinyl & Dark Gray Bodycloth |
| BF | Dark Gray & Red Cloth |
| BG | White & Orange Vinyl |
| BH | White Vinyl & Medium Blue Woven Plastic |
| BJ | Medium Brown Vinyl & Medium Brown Cloth |
| BL | White Vinyl & Red Bodycloth |
| BM | Medium Blue & White Vinyl |
| BN | Black & White Vinyl |
| BR | White Vinyl & Medium Blue Woven Plastic |
| BS | White Vinyl & Medium Blue Cloth |
| BU | White & Red Vinyl (Pleated) |
| BV | White & Dark Peacock Vinyl |
| BZ | Medium Blue Vinyl & Medium Blue Bodycloth |
| CA | Medium Green Vinyl & Medium Green Bodycloth |

THUNDERBIRD

| | |
|----|------------------------------|
| XA | Black and White Vinyl |
| XB | Red and White Vinyl |
| XC | Dark Peacock and White Vinyl |
| XF | Green and White Vinyl |
| XG | Brown and White Vinyl |

PRODUCTION CODE (CAR)

The production code consists of a number designating the day of the month the unit was completed, a letter signifying the month of

the year and a scheduled item number. The scheduled item number is a number that is assigned to the body at the assembly plant.

The letters signifying the month are as follows:

| <u>SYMBOL</u> | <u>MONTH</u> | <u>SYMBOL</u> | <u>MONTH</u> |
|---------------|--------------|---------------|--------------|
| A | January | G | July |
| B | February | H | August |
| C | March | J | September |
| D | April | K | October |
| E | May | L | November |
| F | June | M | December |

EXAMPLE: 70B D B 2A155
 70B Customline Tudor (Body Type)
 D Diamond Blue (Paint Color)
 B Light Blue Vinyl and Medium Blue Cloth (Trim Scheme)
 2 2nd Day of the Month of Assembly
 M December (Month of Assembly)
 155 Scheduled Item Number from Production

PRODUCTION CODE (THUNDERBIRD)

The difference between the car and the Thunderbird is that a designation is used to identify the location where the Thunderbird was ordered. The location designation is as follows:

| <u>SYMBOL</u> | <u>LOCATION</u> |
|---------------|-----------------|
| NK | Atlanta |
| SD | Boston |
| BF | Buffalo |
| CE | Charlotte |
| CX | Chicago |
| CI | Cincinnati |
| CL | Cleveland |
| DP | Dallas |
| DQ | Davenport |
| DN | Denver |
| DS | Des Moines |
| DD | Detroit |
| RG | Fargo |
| SV | Houston |
| NP | Indianapolis |
| KJ | Jacksonville |
| KS | Kansas City |
| LX | Lansing |
| LP | Los Angeles |
| LS | Louisville |
| GB | Memphis |
| NR | New Orleans |

(continued)

PATENT PLATE - Continued

1955 TRIM SCHEME CODES

THUNDERBIRD
Does not include
same as
Thunderbird

| CODE | TRIM SCHEME |
|------|-----------------------------------------------------|
| A | Light Gray Vinyl and Dark Gray Bodycloth |
| C | Dark Blue Vinyl and Medium Blue Bodycloth |
| E | Medium Turquoise Vinyl and Dark Turquoise Bodycloth |
| G | Dark Blue Cloth and Medium Blue Bodycloth |
| J | Medium Copper Cloth and Medium Copper Bodycloth |
| L | White and Red Vinyl |
| M | White and Medium Turquoise Vinyl |
| R | Black and Yellow Vinyl |
| Y | Medium Copper Vinyl and Medium Copper Bodycloth |
| AA | White Vinyl and Red Woven Plastic |
| AD | Medium Copper Vinyl and Dark Copper Woven Plastic |
| AE | Dark Copper Vinyl |
| AK | Light Blue Vinyl and Medium Blue Woven Plastic |

| CODE | TRIM SCHEME |
|-------------|----------------------------------------------------------|
| AL | Light Turquoise Vinyl and Medium Turquoise Woven Plastic |
| AM | Medium Copper Vinyl and Dark Copper Western Vinyl |
| AR | Dark Turquoise Cloth and Medium Turquoise Bodycloth |
| AS | White and Magenta Vinyl |
| AT | White Vinyl and Black Bodycloth |
| AU | White Vinyl and Dark Copper Bodycloth |
| AV | White Vinyl and Red Woven Plastic |
| AX | White Vinyl and Medium Blue Woven Plastic |
| AY | Medium Blue and Light Blue Vinyl |
| THUNDERBIRD | |
| XA | Black and White Vinyl |
| XB | Red and White Vinyl |
| XC | Turquoise and White Vinyl |

1956 TRIM SCHEME CODES

| CODE | TRIM SCHEME |
|------|---------------------------------------------------|
| B | Light Blue Vinyl and Medium Blue Cloth |
| C | Light Green Vinyl and Medium Green Cloth |
| E | Dark Gray Vinyl and Light Gray Cloth |
| H | Light Blue and Medium Blue Cloth |
| J | Dark Green and Medium Green Cloth |
| L | Dark Gray and Medium Gray Cloth |
| T | Medium and Light Green Vinyl |
| V | Red and White Vinyl |
| AD | White Vinyl and Black Cloth |
| AE | Black Vinyl and Red Cloth |
| AJ | Dark Brown Vinyl |
| AN | White Vinyl and Dark Peacock Cloth |
| AS | Light Green Vinyl and Medium Green Woven Plastic |
| AT | White Vinyl and Red Woven Plastic |
| AV | Light and Medium Blue Vinyl |
| AX | Medium and Dark Brown Vinyl |
| AZ | Medium Brown Vinyl and Medium Brown Woven Plastic |
| BA | Medium Brown Vinyl and Dark Brown Vinyl |
| BB | Medium Blue Vinyl and Light Blue Woven Plastic |
| BC | Medium Green Vinyl and Light Green Woven Plastic |
| BD | White Vinyl and Medium Brown Woven Plastic |

| CODE | TRIM SCHEME |
|-------------|-----------------------------------------------|
| BE | Light Gray Vinyl and Dark Gray Bodycloth |
| BF | Dark Gray and Red Cloth |
| BG | White and Orange Vinyl |
| BH | White Vinyl and Medium Blue Woven Plastic |
| BJ | Medium Brown and Medium Brown Cloth |
| BL | White Vinyl and Red Bodycloth |
| BM | Medium Blue and White Vinyl |
| BN | Black and White Vinyl |
| BR | White Vinyl and Medium Blue Woven Plastic |
| BS | White Vinyl and Medium Blue Cloth |
| BU | White and Red Vinyl (Pleated) |
| BV | White and Dark Peacock Vinyl |
| BZ | Medium Blue Vinyl and Medium Blue Bodycloth |
| CA | Medium Green Vinyl and Medium Green Bodycloth |
| THUNDERBIRD | |
| XA | Black and White Vinyl |
| XB | Red and White Vinyl |
| XC | Dark Peacock and White Vinyl |
| XD | Tan and White Vinyl |
| XF | Green and White Vinyl |
| XG | Brown and White Vinyl |

COLOR CODE

The COLOR CODE letters will list one or two colors. When there is a single letter, the entire exterior of the car was painted one color when it left the assembly plant. If there are two code letters, the car was painted with two different colors, and was either painted "conventional 2-tone" or "unique 2-tone". The color of the lower body is indicated by the first letter, and the top body color is indicated by the second letter.

Conventional 2-tone had the main body painted one color, and the top painted another color. In 1955 and 1956, Ford's unique paint treatment was called "Styletone", and was available only on the Fairlane models. Styletone painted cars had the two colors of the main body separated by the stainless "sweep spear" side molding, and the top painted the same color as the lower body. Some plants put a third character after the color code to indicate styletone paint on a Fairlane model vehicle. Depending on the plant, this third character was the letter "S", a c/o, or a number. Don't confuse the paint code letter "S" with the third character "S". The "S" (special) paint code was used when a car was ordered and painted a "Special" color other than the colors offered for that particular model or year. The "S" paint code convention was usually reserved for a car ordered and built for a FoMoCo executive who wanted the car painted in a non-standard color.

Most styletone Sunliners were painted the reverse of the hardtop Fairlanes. For example: a black/yellow 1955 Sunliner convertible would be color coded VA, while a black/yellow Victoria would be color coded AV.

In the springtime of the model year, some colors were added and some were deleted. Ford called these their "Springtime Colors", and they became available on April 1 of the model year. The chart below shows these colors.

| YEAR | NEW SPRINGTIME COLOR (CODE) | DELETED COLOR (CODE) |
|------|-----------------------------|-----------------------|
| 1954 | Goldenrod Yellow (V) | Dovetone Grey (E) |
| 1954 | Sierra Brown (Z) | Lancer Maroon (J) |
| 1954 | * Skyhaze Green (T) | Seahaze Green (H) |
| 1955 | Regatta Blue (X) | Aquatone Blue (C) |
| 1955 | Mountain Green (Y) | Meadow Mist Green (G) |
| 1955 | Coral Mist (Z) | Regency Purple (M) |
| 1956 | Berkshire Green (V) | Pineridge Green (F) |
| 1956 | Springmist Green (W) | Meadowmist Green (G) |
| 1956 | Sunset Coral (Y) | Nocturn Blue (B) |

* Skyhaze Green became known as Thunderbird Blue when it was carried over into the 1955 model year, and 1954 Sandstone White was Pace Car White from 1953.

| 1954 | |
|------|-------------------|
| CODE | COLOR |
| A | RAVEN BLACK |
| B | SHERIDAN BLUE |
| C | * CADET BLUE |
| D | GLACIER BLUE |
| E | DOVETONE GRAY |
| F | * HIGHLAND GREEN |
| G | * KILLARNEY GREEN |
| H | SEAHAZE GREEN |
| J | * LANCER MAROON |
| L | SANDALWOOD TAN |
| M | SANDSTONE WHITE |
| T | SKYHAZE GREEN |
| V | GOLDENROD YELLOW |
| N | TORCH RED |
| R | CAMEO CORAL |
| Z | * SIERRA BROWN |
| P | PRIME |
| SS | SPECIAL |

| 1955 | |
|------|------------------|
| CODE | COLOR |
| A | RAVEN BLACK |
| B | * BANNER BLUE |
| C | AQUATONE BLUE |
| D | WATERFALL BLUE |
| E | SNOWSHOE WHITE |
| F | * PINETREE GREEN |
| G | SEA SPRITE GREEN |
| H | NEPTUNE GREEN |
| K | BUCKSKIN BROWN |
| M | * REGENCY PURPLE |
| R | TORCH RED |
| W | TROPICAL ROSE |
| V | GOLDENROD YELLOW |
| T | THUNDERBIRD BLUE |
| X | REGATTA BLUE |
| Y | MOUNTAIN GREEN |
| Z | CORAL MIST |
| P | PRIME |
| S | SPECIAL |

| 1956 | |
|------|--------------------|
| CODE | COLOR |
| A | RAVEN BLACK |
| B | * NOCTURNE BLUE |
| C | BERMUDA BLUE |
| D | DIAMOND BLUE |
| E | COLONIAL WHITE |
| F | * PINERIDGE GREEN |
| G | MEADOW MIST GREEN |
| H | PLATINUM GRAY |
| J | BUCKSKIN TAN |
| K | FIESTA RED |
| L | PEACOCK BLUE |
| M | GOLDENGLOW YELLOW |
| N | MANDARIN ORANGE |
| T | * THUNDERBIRD GRAY |
| V | BERKSHIRE GREEN |
| W | SPRINGMIST GREEN |
| X | NAVAJO GRAY |
| Y | SUNSET CORAL |
| Z | SAGE GREEN |
| P | PRIME |
| S | SPECIAL |

* The asterisk denotes metallic or iridescent paint.